

NEW and IMPROVED GlideLOCK™ Miter Bar

Your INCRA Miter Gauge package now includes a new and improved **GlideLOCK™ Miter Bar**. The improved Miter Bar features both expandable (white) and non-expandable (black) discs that make it even easier to adjust for a perfect fit in a wider range of miter slot widths. The Miter Bar is factory assembled with expandable (white) discs on the left side of the bar, and non-expandable (black) discs on the right side. This factory arrangement makes it easy to fit the Miter Bar in the majority of table saws and router tables that use a standard $\frac{3}{8}$ " x $\frac{3}{4}$ " miter slot. By either removing the black discs, or replacing them with the included additional white expansion discs in **Hardware Pack C-06**, you can change the expansion range to fit undersized, oversized, or even variably sized slot dimensions.

Below is a description of the 3 main expansion ranges and the recommended disc configuration:

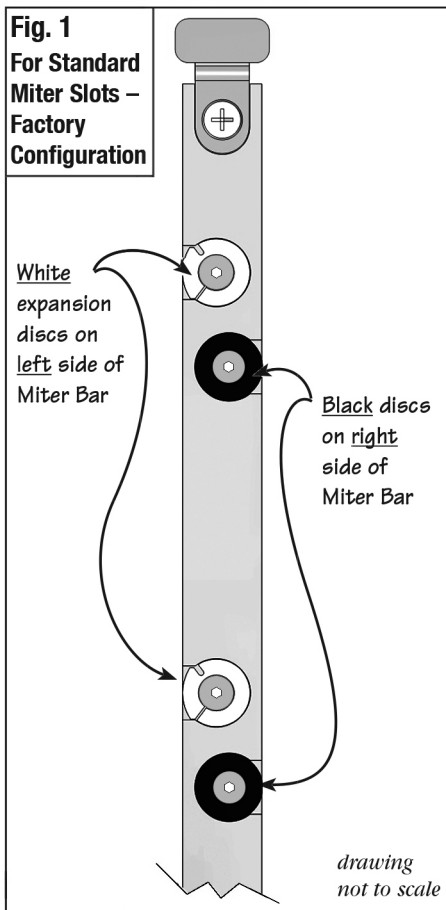
For STANDARD Miter Slots

Factory configuration

Fits standard $\frac{3}{8}$ " x $\frac{3}{4}$ " miter slots such as Delta, Powermatic, Jet, Grizzly, General, etc.

Expansion Range: 0.745" to 0.770"

Disc Configuration (Fig. 1): White expansion discs on the left side of the bar and black discs on the right. This is the factory configuration and requires only the expansion discs on the left side of the bar to be adjusted when fitting to your table saw or router table's miter slot.

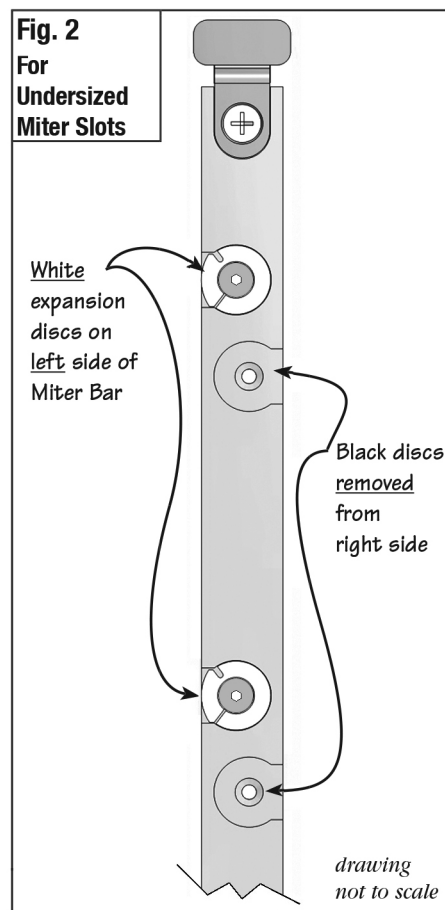


For UNDERSIZED Miter Slots

Fits slightly undersized miter slots such as Sears/Craftsman.

Expansion Range: 0.735" to 0.745"

Disc Configuration (Fig. 2): White expansion discs on the left side of the bar and black discs REMOVED from the right. To reduce the Miter Bar's width for table saws with slightly undersized miter slots, remove the black discs and fasteners from the right side of the bar. Adjust the expansion discs on the left side of the bar when fitting to the miter slot.

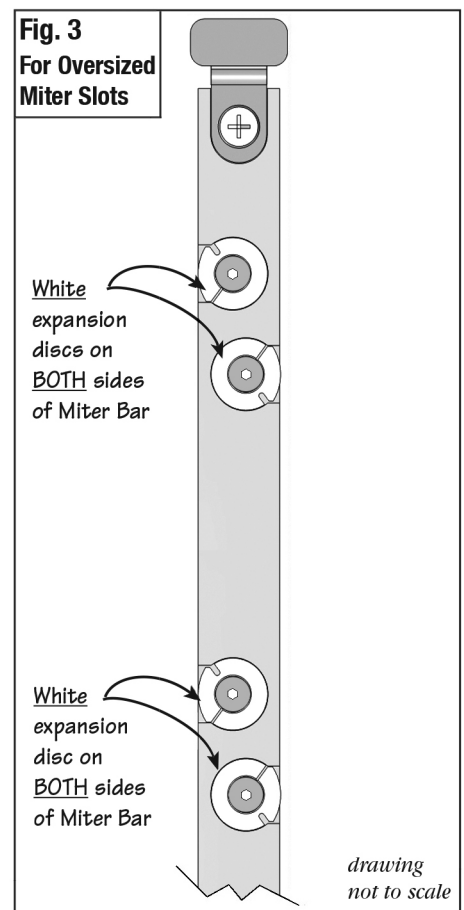


For OVERSIZED Miter Slots

Fits slightly oversized miter slots such as DeWalt and Bosch jobsite tablesaws.

Expansion Range: 0.750" to 0.800"

Disc Configuration (Fig. 3): White expansion discs on BOTH sides of the bar. REMOVE the black discs on the right side of the bar and replace them with the included additional white expansion discs in **Hardware Pack C-06**. Use this configuration when fitting the Miter Bar to oversized or worn miter slots, or if you just prefer expansion discs on both sides of your Miter Bar.



Made by: Taylor Design Group, Inc.

P.O. BOX 810262, Dallas, Texas 75381

Web Site: www.incra.com

© 2023 Taylor Design Group, Inc. INCRA is a registered trademark of Taylor Design Group, Inc.